











Pebble Plain Unit - Section 1 - Week 1

Week of	Monday	Tuesday	Wednesday	Thursday	Friday
	Review and introduction	Practice and exercise	project or application	review and catch up	assess and quiz
ELA	Step up to writing - How to take proper notes Spelling -science vocab Learning how to cite sources bibliography	Step up to writing - How to take proper notes Learning how to cite sources bibliography Meaningful sentences-SW	Work on paragraph formatting	Sample paragraph of ecosystem from reading book	Begin writing paragraph for website Website production How to powerpoint
Reading	4th Island of Blue Dolphin 5th Sign of the Beaver Pointed discussion questions	4th IoBD 5th SoB Pointed discussion questions	4th IoBD 5th SoB Pointed discussion questions	4th IoBD 5th SoB Pointed discussion questions	4th IoBD 5th SoB Pointed discussion questions
Math	Lesson 2.1 go math intro to multiplication 1, 2 digits numbers Area of a rectangle lesson decimals	Area of a rectangle and measuring Scavenger hunt Units of measure perimeter	Measure square yard, estimate total rocks and flowers of pebble plain Collecting Data Or Units of measure	Measure square yard, estimate total rocks and flowers of pebble plain Or Units of measure	Begin to chart and graph data from pebble plain
Science	Review of plant structures In lesson format	Reviewing specific pebble plain plants	Go to pebble plain ipads Or Research specific plant in class chromebooks Place motions cameras	Go to pebble plain ipads Or Research specific plant in class chromebooks	Work on presentation of plant -structure supports -survival, growth , and behavior, *5th focus on using water and air for growth
Social Studies	5 themes of geography from 4th grade social studies book Intro Begin to look and think about pebble plain Google earth	Reading maps and location Coordinate grid Maps latitude and longitude Google it	Time given to pebble plain	Time given to pebble plain or short day schedule	Mapping of pebble plain in coordination with math project

regions - distinctions what makes it unique
 timelines

Pebble Plain Unit - Section 1 - week 2

Week of	Monday	Tuesday	Wednesday	Thursday	Friday
	Review and introduction	Practice and exercise	project or application	review and catch up	assess and quiz
ELA	Final draft for their submission for the website	Computer draft Picture selection and caption 	Final computer draft of article and pictures and captions 	Reflection on pebble plain experience	Reflection on pebble plain experience
Reading	4th IoBD 5th SoB Pointed discussion questions	4th IoBD 5th SoB Pointed discussion questions	4th IoBD 5th SoB Pointed discussion questions	4th IoBD 5th SoB Pointed discussion questions	4th IoBD 5th SoB Pointed discussion questions
Math	chart and graph data from pebble plain - group Using large white boards	Transferring graphs to science presentation and using data for website article 	Combined class data and charts and graphs for pebble plain 	Separate mini project - Fibonacci sequence spiral in photos taken off their plant Fibonacci video	Separate mini project - Fibonacci sequence spiral in photos taken off their plant 
Science	Continue working on presentation 	Continue working on presentation 	Presentations power point 	Presentations power point 	Presentations power point 
Social Studies	Begin introduce american/california indians and how they relate to five themes of geography Finishing working pebble plain map	How they used environment How was the environment unique Finishing working pebble plain map	Begin to make predictions about how a tribe of indians would have survived on the pebble plain	Short day	Finish up predictions about how a tribe of indians would have survived on the pebble plain

Pebble Plain Unit - Section 2 - week 1

Week of	Monday	Tuesday	Wednesday	Thursday	Friday
	Review and introduction	Practice and exercise	project or application	review and catch up	assess and quiz
ELA	Website design for tech group Components of a good presentation Step-up-to writing Tool E8-1a Tool E8-2a Tool E8-2b	Website design for tech group Components of a good presentation Step-up-to writing	Website design for tech group Components of a good presentation Step-up-to writing Or gathering info to begin script	Website design for tech group Components of a good presentation Step-up-to writing Or gathering info to begin script	Website design for tech group Blocking out presentation and beginning of script writing
Reading	4th IoBD 5th SoB Pointed discussion questions	4th IoBD 5th SoB Pointed discussion questions	4th IoBD 5th SoB Pointed discussion questions	4th IoBD 5th SoB Pointed discussion questions	4th IoBD 5th SoB Pointed discussion questions
Math	Fractions and decimals introduction Double digit multiplication	Continue fractions and decimals Double digit multiplication	Collect data from pebble plain Or Given more time for research of woodrat	Collect data from pebble plain Or Given more time for research of woodrat	Relating population of woodrat to other possible predators and competitors
Science	Review animal internal and external structures Page 31-87 to build packets	Focus up the woodrat Life at the pebble plain Think of other animals that live near the pebble plain.	Go to pebble plain ipads Or Research woodrat in class chromebooks/microscopes -owl pellets Collect motions cameras	Go to pebble plain ipads Or Research woodrat in class chromebooks/microscopes -owl pellets Collect motions cameras	Look at footage of cameras Work on group project -structure supports -survival, growth , behavior, and reproduction Wood chain
Social Studies	Study explorers How they used land	Study explorers How they used land	Study explorers How they used land	Study explorers How they used land	Study explorers How they used land

Pebble Plain Unit - Section 2 - week 2

Week of	Monday	Tuesday	Wednesday	Thursday	Friday
	Review and introduction	Practice and exercise	project or application	review and catch up	assess and quiz
ELA	Work on bill-nye style science video- for website Cue cards	Work on bill-nye style science video- for website Cue cards	Work on bill-nye style science video- for website Cue cards	Share video presentations	Share video presentations
Reading	4th IoBD 5th SoB Pointed discussion questions	4th IoBD 5th SoB Pointed discussion questions	4th IoBD 5th SoB Pointed discussion questions	4th IoBD 5th SoB Pointed discussion questions	4th IoBD 5th SoB Pointed discussion questions
Math	Populations graphing project	continued	continued	present	present
Science	Continue working on presentation	Continue working on presentation	presentations	presentations	presentations
Social Studies	begin to compare and contrast explorer use of land to modern man	Continue comparing use of land	Narrow to pebble plain Begin discussing uses f land Pros v. cons	Pros v. cons continued	Present case for possible uses of land on pebble plain Discussion discussion